
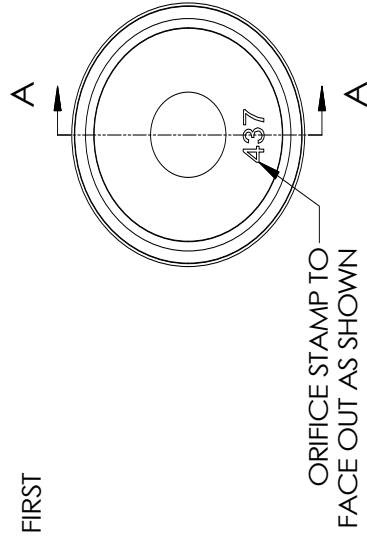
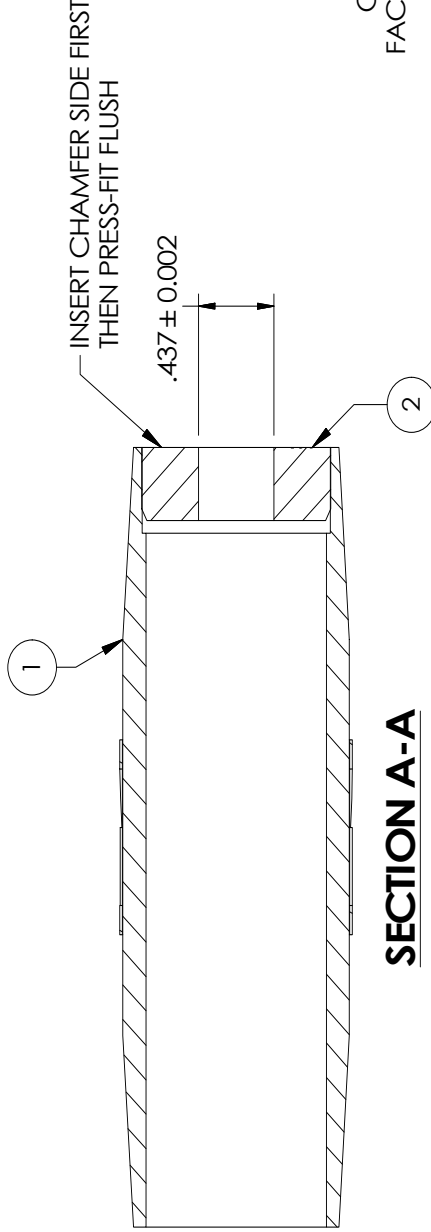


PARTS LIST

ITEM	PART NUMBER	DESCRIPTION	QTY
1	2123-56PA	1" NPT X 4" MACHINED NIPPLE	1
2	5230-04	MAIN GAS ORIFICE - BLANK	1
3	8452-55	BLACK ARROWS ON YELLOW TAPE	0.3 FT



**NOTES:** FOR MACHINING DETAIL REFERENCE DRAWINGS:  
 - **2123-56PA** 1" NPT X 4" MACHINED NIPPLE  
 - **5230-04** MAIN GAS ORIFICE - BLANK

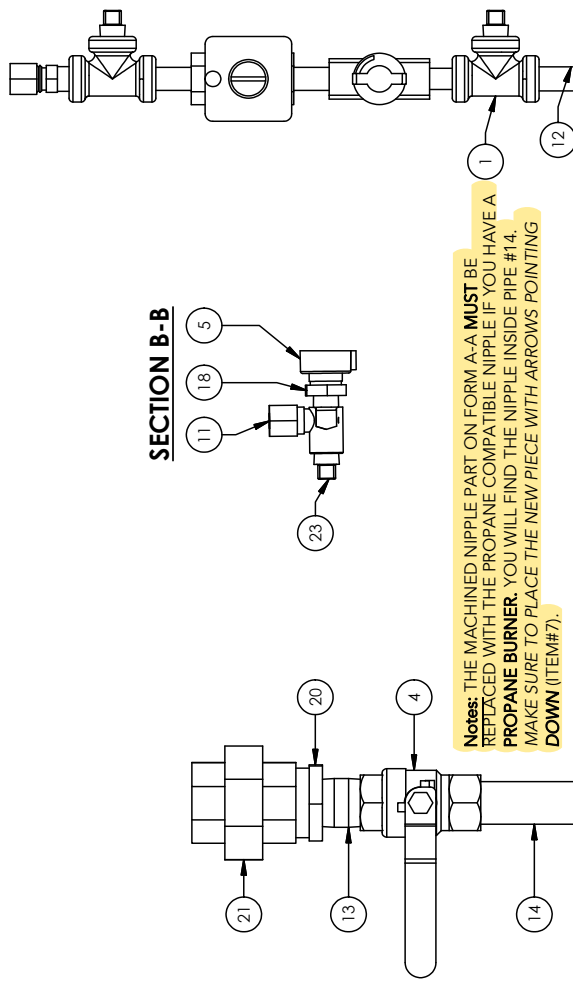


DO NOT SCALE DRAWING		THIS DRAWING IS PROPERTY OF MIDCO INT'L SENT TO YOU SUBJECT TO RETURN UPON DEMAND, AND WITH THE UNDERSTANDING THAT IT IS NOT TO BE REPRODUCED, COPIED, OR USED DIRECTLY OR INDIRECTLY IN ANY WAY DETRIMENTAL TO OUR INTERESTS.	
SIGNATURE	DATE	DESIGN	DATE
ES	1/18/2018	ES	1/18/2018
DETAIL	APPROVED BY	APPROVED BY	DATE
Alyssa E	ES	ES	1/18/18
SCALE: 1.00		7022	ECN
		APPROVED	DATE
		ES	1/18/18

<b>MIDCO International Inc.</b> CHICAGO, IL		TITLE 1" X 4" NIPPLE w/.437 ORIFICE
TOLERANCES UNLESS SPECIFIED DECIMALS INCHES XX ±.000 XXX ±.015 XXXX ±.030 ANGULAR ±1/2°	SIZE A	DWG NO. 2123-57
REV A	REV NO. A	RELEAS TO PRODUCTION DESCRIPTION

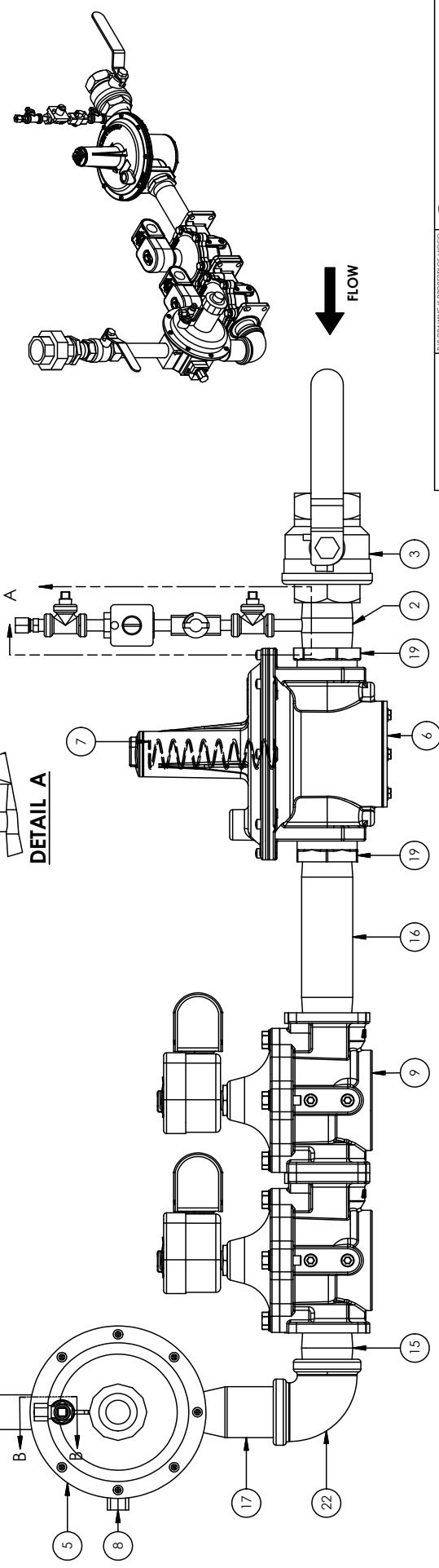
PARTS LIST			
ITEM	PART NUMBER	DESCRIPTION	QTY
1	2123-10PA	PILOT (PHANTOM) ASSEMBLY	1
2	5243-20	1-1/4" X 2-1/2" NIPPLE W/ 1/8" FLOW/DRILL	1
3	8404-66	1-1/4" BALL VALVE W/O SIDE TAP	1
4	8404-67	1" BALL VALVE W/O SIDE TAP	1
5	8416-04	RATIO REGULATOR FRG 710/6 - 1" NPT	1
6	8416-05	1-1/2" NPT GAS REGULATOR	1
7	8416-06	RV81 BLUE SPRING - 5" TO 12" W.C. RANGE	1
8	8416-14	LOW FIRE BYPASS FRG 710/6 - 1" NPT	1
9	8418-62	1-1/4" DOUBLE GAS SHUTOFF VALVE ASSY (120V)	1
10	* 8480-01	3/8" FLEX CONDUIT	4 FT
11	8483-18	1/8M X 1/4T X 1/8F COMP TEE	1
12	8485-02	1/8" NPT X 1-1/2" LONG NIPPLE	1
13	8488-52	1" X 2" NIPPLE	1
14	8488-55	1" X 5-1/2" NIPPLE	1
15	8489-00	1-1/4" X 2" NIPPLE	1
16	8489-06	1-1/4" X 6" NIPPLE	1
17	8492-02	1" X 1-1/4" REDUCING NIPPLE	1
18	8492-50	1/4" NPT X 1/8" NPT HEX BUSHING	1
19	8492-54	1-1/2" X 1-1/4" HEX BUSHING	2
20	8492-69	1-1/2" X 1" HEX BUSHING	1
21	8493-08	1-1/2" UNION	1
22	8495-26	1-1/4" ELBOW	1
23	8496-00	1/8" - PIPE PLUG	1

\* = ITEM NOT SHOWN ON DRAWING



**Notes:** BLUE SPRING USED FOR NATURAL GAS MUST BE REPLACED WITH BROWN SPRING INCLUDED IN THE KIT (ITEM 7).

**Notes:** THE MACHINED NIPPLE PART ON FORM A-A MUST BE REPLACED WITH THE PROPANE COMPATIBLE NIPPLE IF YOU HAVE A PROPANE BURNER. YOU WILL FIND THE NIPPLE INSIDE PIPE #14. MAKE SURE TO PLACE THE NEW PIECE WITH ARROWS POINTING DOWN (ITEM# 7).



FLOW

DO NOT SCALE DRAWING		DATE	
SIGNATURE	DATE	SIGNATURE	DATE
ES	2/28/2019	ES	5/8/19
ES	2/28/2019	ES	2/28/19
ES	2/28/2019	ES	2/28/2019
ES	2/28/2019	ES	2/28/2019

SCALE: 0.3	SCALE: 1/4" = 1'-0"	SCALE: 1/4" = 1'-0"	SCALE: 1/4" = 1'-0"
UNLESS SPECIFIED	UNLESS SPECIFIED	UNLESS SPECIFIED	UNLESS SPECIFIED
TOLERANCES	TOLERANCES	TOLERANCES	TOLERANCES
FRACTIONS	FRACTIONS	FRACTIONS	FRACTIONS
DECIMALS	DECIMALS	DECIMALS	DECIMALS
ANGLES	ANGLES	ANGLES	ANGLES
UNITS	UNITS	UNITS	UNITS
INCHES	INCHES	INCHES	INCHES
FEET	FEET	FEET	FEET

REV	DESCRIPTION	DATE	APPROVED
B	PICTORIAL UPDATE	7/58	ES
A	RELEASED TO PRODUCTION	7/54	ES

**NOTES:**  
1- POSITION OF COMPONENTS FOR REFERENCE ONLY.